



MERCURY
GO BOLDLY.*

New 4.6L V-8 and 3.4L V-6 Mercury® FourStrokes
Reliable. Powerful. Quiet. Efficient.



THE ALL-NEW

175-300hp FourStroke

POWERFUL & EFFICIENT

- *Superior torque* from high-displacement V-8 and V-6 powerheads
- *Lightest weight* for maximum performance and efficiency
- *Quicker acceleration* from performance-inspired quad-cam design
- *Maximum fuel efficiency* from Advanced Range Optimisation (ARO)

MORE INTUITIVE, MORE REFINED, MORE OPTIONS

- *Enhanced versatility* from choice of controls and steering
- *Innovative charging* capability keeps your battery fresh
- *Enhanced throttle response and driving experience* with Adaptive Speed Control
- *Smoothest, quietest operation* through advanced engineering
- *Maintenance-made-easy* with exclusive Top Cowl Service Door
- *Wide variety of color options* to personalise your engine

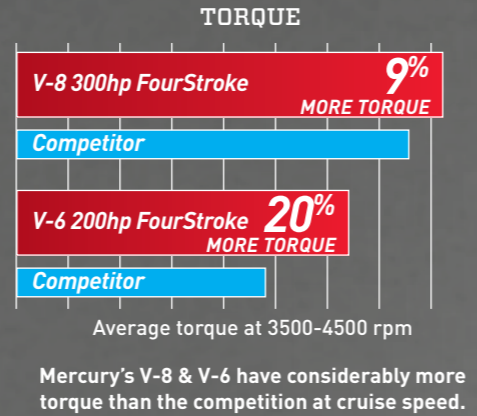
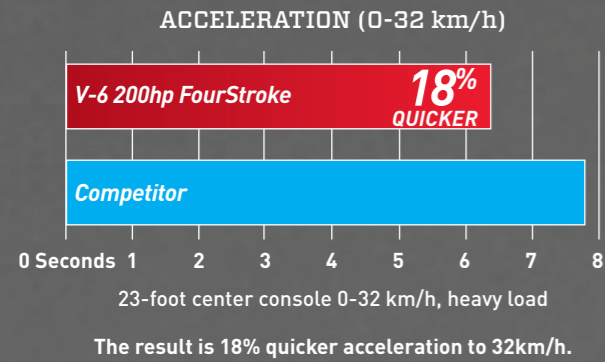


Learn more at MercuryMarine.com/FourStroke

The V-8 and V-6 Mercury FourStrokes are high tech without high stress to keep them reliable, durable and strong.

QUICKEST ACCELERATION


The high-displacement, quad-cam design of the new V-8 and V-6 powerheads generates plenty of torque, especially at mid-range. Combine unrivalled power with lightest-in-class weight from 175hp to 300hp, and the result is exhilarating performance.



HIGH DISPLACEMENT IN A LIGHTWEIGHT, COMPACT PACKAGE

The new V-6 200hp FourStroke is the lightest engine in its class by 6 kilograms despite boasting two additional cylinders and higher displacement than the leading 200hp competitor. The V-6 225hp FourStroke is the lightest engine in the 225hp four-stroke class by more than 38 kilograms! Similarly, the new V-8 300hp FourStroke boasts class-leading 4.6L displacement yet is also the lightest in the 300hp class by 14 kilograms.

The additional cylinders and greater displacement are delivered in a compact package with 26-inch/66.04cm mounting centers, providing maximum compatibility in repower and multi-engine applications.

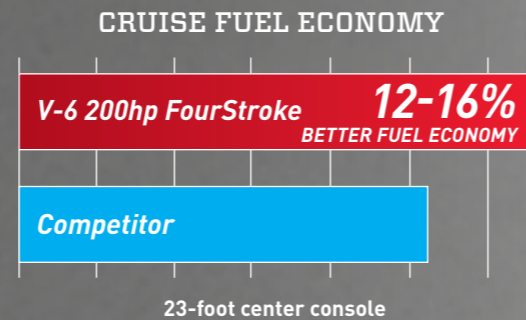


SUPERIOR FUEL ECONOMY

Advanced Range Optimisation (ARO) maximises fuel efficiency at cruise speeds by automatically adjusting fuel delivery so seamlessly the operator won't feel or hear it.

Patented closed-loop fuel control uses a wide-range oxygen sensor to optimise air-to-fuel ratio during all operating conditions, an advantage over most competitive engines that employ narrow-range sensors.

The result is better cruise fuel economy than the leading competitor: 12-16% better for the V-6 200hp.



INTUITIVE, INNOVATIVE FEATURES

With Adaptive Speed Control the Mercury FourStroke maintains a desired rpm regardless of changes in load or condition (such as rough conditions, tight turns, tow sports and lower speeds on plane) without needing frequent adjustments to the throttle lever position – a first for the outboard industry. The result is increased throttle response and a “sportier” feel for the driver.


Ample charging output: V-8 and V-6 FourStroke models feature a robust alternator that delivers 20 amps net of charging power at idle and 85 amps total at wide-open throttle.

Smooth and Quiet

The V-8 and V-6 FourStroke engines are exceptionally smooth and quiet – the V-6 200hp and the V-8 300hp FourStroke engines are 15-30% quieter than the leading four-stroke competitor, while transmitted vibration is 50% less for the 200hp FourStroke and 30% less for the 300hp FourStroke.


Idle Charge battery-management

When battery voltage is low, the engine will automatically increase idle rpm to boost alternator output and charge batteries to the proper level, protecting operators from draining their battery while trolling and operating electronic devices.



NOISE MANAGEMENT

- Tuned multi-chamber air intake minimises airborne noise
- Fuel injector covers reduce high-frequency noise
- Multi-chamber idle relief system tuned to provide lowest idle noise



ENGINE MOUNTS

- Upper and lower mounts provide the best balance of performance, durability and low vibration



COWL SEALING SYSTEM

- Multiple sealing features prevent engine noise from escaping the cowl and keep moisture out



Phantom Black

Cold Fusion



COLOUR OPTIONS PROVIDE ENGINE PERSONALISATION

Mercury's Cold Fusion White and traditional Phantom Black are available on the new 200-300hp FourStroke outboards.

EXPANDED COLOUR CHOICES

For ultimate personalisation, four colours of factory-painted accent panels are available as kits. The panels are made of thin and durable polycarbonate that adheres firmly and provides colour harmonisation.

Graphite Grey

Mercury Silver

Pacific Blue

Redline Red



MAINTENANCE

Top Cowl Service Door, an industry-exclusive, simplifies routine maintenance with easy oil checks and oil fills without removing the cowl. The Top Cowl Service Door also houses the latch release and a carrying handle.

A graphic, hour-based maintenance decal is conveniently located under the cowl, providing a quick overview of routine maintenance intervals as well as a QR code to access additional information.

Easy access: maintenance points are colour-coded and accessible by removing the top cowl.

Maintenance-free valve-train: No valve-clearance adjustment is required for the life of the engine.



Specifications

Horsepower	300	250	225	200	175
WOT RPM	5200-6000	5200-6000	5200-6000	5000-5800	5000-5800
Engine Type	V-8	V-8	V-6	V-6	V-6
Displacement	279 CID [4.6L]	279 CID [4.6L]	209 CID [3.4L]	209 CID [3.4L]	209 CID [3.4L]
Induction	32-valve DOHC	32-valve DOHC	24-valve DOHC	24-valve DOHC	24-valve DOHC
Starting	SmartStart Electric	SmartStart Electric	SmartStart Electric	SmartStart Electric	SmartStart Electric
Gear Ratio	1.75:1	1.75:1	1.85:1	1.85:1	1.85:1
Alternator	85 amp (1071 watt)	85 amp (1071 watt)	85 amp (1071 watt)	85 amp (1071 watt)	85 amp (1071 watt)
Trim System	Power trim and tilt	Power trim and tilt	Power trim and tilt	Power trim and tilt	Power trim and tilt
Dry Weight*	527lbs (239kg)	527lbs (239kg)	475lbs (215kg)	475lbs (215kg)	475lbs (215kg)
Steering	Hydraulic (standard) Power (option)	Hydraulic (standard) Power (option)	Hydraulic (standard) Power (option)	Hydraulic (standard) Power (option)	Hydraulic (standard) Power (option)
Shaft Length	20in (508mm) 25in (635mm)	20in (508mm) 25in (635mm) 30in (762mm)	20in (508mm) 25in (635mm) 30in (762mm)	20in (508mm) 25in (635mm)	20in (508mm) 25in (635mm)

*Lightest-version model

